


1J




## Generator Removal


- 1) Disconnect the battery (-) lead wire.
- 2) Drain engine oil.
- 3) Lift and support the fuel tank.
- 4) Disconnect the CKP sensor coupler (1) and generator coupler (2).



- 5) Remove the clutch release cylinder (1).





- 6) Remove the generator cover (1).






- 7)** Remove the gasket (1) and dowel pin (2).



- 1)** Remove the torque limiter and starter idle gear. 
- 2)** Hold the generator rotor with the special tool and remove the generator rotor bolt.

**Special Tool**

**(A): 09930-44541**




- 3)** Remove the generator rotor (1) with the special tools.

**Special Tool**

**(A): 09930-44541**

**(B): 09930-30450**



**4)** Remove the generator stator (1), CKP sensor (2) and grommet (3).

